



भारतीय राष्ट्रीय राजमार्ग प्राधिकरण

(सड़क परिवहन एवं राजमार्ग मंत्रालय, भारत सरकार)

National Highways Authority of India

(Ministry of Road Transport & Highways, Govt. of India)

क्षेत्रीय कार्यालय-पश्चिम उ०प्र०, लखनऊ

Regional Office - West UP Lucknow.

3/248, विशाल खण्ड, गोमती नगर, लखनऊ-226010 (उ.प्र.)

3/248, Vishal Khand, Gomti Nagar, Lucknow-226010 (UP)

दूरभाष / Phone : 0522-4960291

टेलीफैक्स / Fax : 0522-4950680

ई-मेल / E-mail : rowestup@nhai.org

rowestup@gmail.com

वेबसाइट / Website : www.nhai.gov.in

19001/1/RO-W-UP/NH-19/Km.80.300-80.350/33KV/UG/185

Dated: 12.05.2020

Invitation of Public Comments

Sub: Permission for laying two duct 4" Dia each 33KV Electrical Cable through HDD method crossing of NH-25 between km. 80.300 to km. 80.350 on GT Road near Ramadevi Chowk Underpass (RHS) in the State of Uttar Pradesh - reg.

The Assistant Engineer (Const.), Kanpur Electricity Supply Company Limited (KESCO) has submitted the proposal for permission for laying two duct 4" Dia each 33KV Electrical Cable through HDD method crossing of NH-25 between km. 80.300 to km. 80.350 on GT Road near Ramadevi Chowk Underpass (RHS) in the State of Uttar Pradesh.

2. From the submitted proposal, it is seen that the crossing length is proposed 60m. Width of available ROW is 60m. Left side from centre line towards increasing Chainage/ km direction 30m and Right side from center line towards increasing Chainage/ km direction 30m. Diameter of the Electric line is 4" Dia each (2 Nos. line). Laying work will be carried out through Horizontal Directional Drilling (HDD) method. The existing NH is 6-Lane divided carriageway.

3. As per the guidelines, issued by the Ministry vide OM No.RW/NH-33044/29/2015/ S&R(R) dated 22.11.2016, the application shall be put out in the public domain for 30 days for seeking claims and objections (on grounds of public inconvenience, safety and general public interest).

4. In view of the above, comments of the public on the above application is invited to the below mentioned address, which should reach by this office within 30 days from the date of publication beyond which no comments shall be entertained.

The General Manager cum Regional Officer,
National Highways Authority of India
Regional Office, UP-West, Lucknow
3/248, Vishal Khand, Gomti Nagar
Lucknow-226 010

This issues with the approval of RO-West (UP).

Encl: As above.

Pankaj
12-05-2020
(Pankaj Kumar)
DGM (T)
For RO-West, UP

Copy to:

1. Web Admin, NHAI-HQ- with request for uploading on the NHAI website.
2. The Technical Director, NIC, Transport Bhawan, New Delhi- with request for uploading on the Ministry's website.
3. Assistant Engineer (Const.)-KESCO with request to submit the compliance of this office letter No..... dt..... through proper channel.
4. The PD, PIU-Kanpur for compliance of Sl. No. (3) above.

"Building a nation, not just Roads."

मुख्यालय : प्लॉट सं० जी-5 एवं 6, सेक्टर-10, द्वारका, नई दिल्ली - 110 075, दूरभाष : 91-11-25074100/200

Head Office : Plot No. G-5 & 6, Sector - 10, Dwarka, New Delhi - 110 075 Phone : 91-11-25074100/200

CHECK- LIST


Guidelines for Project Directors for processing for laying of Electrical cable in the land ALONG National Highway No- 19(new)

Relevant Circulars

- 1) Ministry Circular No. NH-41 (58)/68 dated 31.01.1969
- 2) Ministry Circular No NH-III/P66/76 dated 18/19.11.1976
- 3) Ministry Circular No.RW/NH-IIIP/66/76 dated 11.05.1982
- 4) Ministry Circular No. RW/NH-11037/86/DOI (ii)dated 28.07.1993
- 5) Ministry Circular No. RW/NH-11037/86/DOI dated 19.01.1995
- 6) Ministry Circular No. RW/NH-34066/2/95/S&R dated 25.10.1999
- 7) Ministry Circular No. RW/NH-330231/19/99-DOM-III dated 17.10.2003

Check list for getting approval for laying of Electrical cable in the land along & across National Highway No-25

S.NO	Item	Information/Status	Remarks
1	General Information		
1.1	Name and Address of the Applicant/Agency	Kanpur Electricity Supply Company Limited, Civil Lines, Kanpur	
1.2	National Highway Number	NH-25	
1.3	State	Uttar Pradesh	
1.4	Location	Ramadevi Chowk	
1.5	(Chinagein Km)	NH-25 between Ch. No. 80/300 to 80/350	
1.6	Length in meters	ALONG NH- 0 mtrs. Across NH- 50 mtrs	
1.7	Width of available ROW	- 60m	


प्रबन्धक (तक.)
भा.रा.रा.प्रा., प.का.इ., कानपुर


Assistant Engineer
Electricity Construction Division (KESCO)
R.P.H., Kanpur


(मुख्योत्तम लाल चौधरी)
प्रबन्धक (तक.)-सह-परियोजना
भा.रा.रा.प्रा., प.का.इ., कानपुर

	(a) Left side from center line towards increasing chainage/km direction	30m	
	(b) Right side from centre line towards increasing chainage/km direction	30m	
1.8	Proposal to lay underground Electrical cable	Across the National Highway	
	(a) Left from center line towards increasing chainage/ Km direction.	—	
	(b) Right side from center line towards increasing chainage/ Km direction	—	
1.9	Proposal to acquire land	NA	
	(a) Left side from center line	NA	
	(b) Right side from center line	NA	
1.1	Whether proposal is in the same side where land is not to be acquired	No acquisition of land required	
	If not then where to lay the pipeline	Along & across the National Highway	
1.11	Details of already laid services, if any, along the proposed route	NA	
1.12	No of lanes (2/4/6/8 lanes)	8 LANE (42+ service Road + Slip Road)	
1.13	Proposed Number of lanes (2 lanes with paved shoulder 4/6/8 lanes)	8 LANE (Already Bom Road available)	
1.14	Services road exiting or not	—	
	If yes then which side	—	
	(a) Left side from center line	—	
	(b) Right side from center line	—	
1.15	Proposed service road	—	
	(a) Left side from center line	—	
	(b) Right from center line	—	
1.16	Where proposed to lay electrical pipeline is after the service road or between the service road and main	—	

प्रबन्धक (तक.)
भा.रा.रा.प्रा., प.का.इ., कानपुर

Assistant Engineer
Electricity Construction Division (KESCO)
R.P.H., Kanpur

पुरुषोत्तम लाल चौधरी
महाप्रबन्धक (तक.)-सह-परियोजना
भा.रा.रा.प्रा., प.का.इ., कानपुर

	carriageway		
1.17	The Permission for laying of Electrical pipeline shall be considered for approval /rejection based on the Ministry Circulars mentioned as		
	Above		
	(a) Carrying of Electrical pipeline on Highway bridges shall not be permitted as Electrical pipes can accelerate the process of corrosion thus being much more injurious	NA	
	(b) Carrying of Electrical pipelines on bridges shall also discouraged however if the Electrical supply authorities seem to have no other viable alternative and approach the highway authority well in time before the design of the bridge in finalized they may be permitted to carry the pipeline on independent super structure supported on extended portion of piers and abutments in such a manner that in the final arrangement enough free spade around the super structure of the bridge remains available for inspection and repairs.	NA	
	©Cost of required extension of the substructure as well as that of the supporting super structure shall be borne by the agency -in-charge of the utilities	NA	
	(d) Services are not being allowed indiscriminately on the parapet/any of the bridges, safety of the bridge has to be kept in view while permitting various services along bridge. Approvals to be accorded in this regard with the concurrence of the Ministry's Project Chief Engineers only.	NA	
1.18	If Crossing of the road involved	YES ✓	
	If yes, it shall be either enclosed in pipes or through structure or conduits specially built for that purpose at the expensed of the agency owning the line.	NA	
	(a)Existing drainage structure	YES ✓	
	Shall not be allowed to carry the lines		
	(b) Is it on a line normal to NH	YES ✓	
	©Crossing shall not be too near the existing structure on the national highway the minimum distance being 15 meter. What is the distance from the existing structure	YES MORE THAN 15 MTS ✓	

प्रबन्धक (तक.)
भा.रा.रा.प्रा., प.का.इ., कानपुर

Assistant Engineer
Electricity Construction Division (KESCO)
R.P.H., Kanpur

प्रबन्धक (तक.) सह-परियोजना
भा.रा.रा.प्रा., प.का.इ., कानपुर

	(d) The casing pipe carrying the utility line shall be of steel, case, iron or reinforced cement concrete and have adequate strength and be large enough to permit ready with drawl of the carrier pipe/cable.	Yes ✓	
	e) Ends of the casing/conduit pipes shall be sealed from the outside so that it does not act as a drainage path.	Yes ✓	
	f) The casing/conduit pipe should as minimum extend from drain to drain in cuts and toe of slope in the fills.	Yes ✓	
	g) The top of the casing/conduit pipe should be at least 1.2 meter below the surface of the road subject to being at least 0.3m below the drain inverts	Yes	
	h) Crossing shall be by boring method (HDD) especially where the exiting road pavement is of cement concrete or dense bituminous concrete type	Yes (HDD method)	
	i) The casing/conduit pipe shall be installed with an even bearing throughout its length and in such a manner as to prevent the formation of a waterway along it.	Yes	
2	Document/Drawings enclosed with the proposal	Yes	
2.1	Cross section showing the size of trench for open trenching method (is it normal size of 1.2 m x 0.3 wide)	No	
	i) Should be greater than 60 cm wider than outer diameter of the pipe	No	
	ii) Located as close to the extreme edge of the right of way as possible but not less than 15 meter from the center lines of the nearest carriageway	No	
	ii) Shall not be permitted to run along the national Highways when the road formation is situated in double cutting. Nor shall these be laid over the existing culverts and bridges.	No	
	iv) These should be so laid that their top is at least 0.6 meter below the ground level so as not to obstruct drainage of the road land.	No	
2.2	Cross section showing the size of pit and location of cable for HDD method	NA	
2.3	Strip plan/ route plan showing Electrical pipeline chainage, width of ROW, distance of proposed cable from the edge of ROW important mile stone, intersections,	No	

प्रबन्धक (तक.)
भा.रा.रा.प्रा., प.का.इ., कानपुर

Assistant Engineer
Electricity Construction Division (KESCO)
R.P.H., Kanpur

(पुरुषोत्तम लाल चौधरी)
महाप्रबन्धक (तक.) सह-परियोजना
भा.रा.रा.प्रा., प.का.इ., कानपुर

	cross, drainage works etc.	Incorporated in the drawing	
2.4	Methodology for laying of showing Electrical pipeline	HDD	
2.4.1	Open trenching method (may be allowed in utility corridor only where pavement is neither cement concrete nor dense bituminous concrete type. If yes, methodology of refilling of trench	NA	
	a) Trench width should be at least 30 cm but not more than 60 cm wider than the outer diameter of the pipe.	NA	
	b) For filling of the trench bedding shall be to a depth of not less than 30 cm. it shall consist of granular material free of lumps, clods and cobbles and graded to yield a firm surface without sudden change in the bearing value	NA	
	Unsuitable soil and rock edged should be excavated and replaced by selected material.	NA	
	c) The side fill shall consist of granular material laid in 15 cm layers each consolidated by mechanical tampering and controlled addition of moisture to 95% of the Proctor's Density. Over fill shall be compacted to the same density as the material that had been removed. Consolidation by saturation or pending will not be permitted.	NA	
	e) The road crust shall be built to the same strength as the existing crust on either side of the trench care shall be taken to avoid the formation of a dip at the trench	NA	
	f) the excavation shall be protected by flagman signs and barricades and red lights during night hours	NA	
	g) If required a diversion shall be constructed at the expends of agency owing the utility line	NA	
2.4.2	Horizontal directional drilling (HDD) METHOD	NA Yes	
2.4.3	Laying of electrical supply pipe line through CD works and method of laying	Yes	
	a) on approaches the water mains/ cables shall be carried along a lines as close to the edge of the right-of-way as possible up to a distance of 30 m from the bridge and subject to all other stipulation contained in this ministry's guidelines issued with latter NO NH-	Yes	


प्रबन्धक (तक.)
भा.रा.स.प्रा., प.का.इ., कानपुर

Assistant Engineer
Electricity Construction Division (KESCO)
R.P.H., Kanpur

(प्रबन्धक बाल चौधरी)
महाप्रबन्धक (तक.)-सह-परियोजना
भा.रा.स.प्रा., प.का.इ., कानपुर

	HI/P66/76 dated		
	19.11.1976		
3	Draft License Agreement signed by two witness	Yes	
4	Performance bank guarantee in favor of NHAI has to be obtained @Rs 200/- per running meter (parallel to NH) and Rs100000/- per crossing of NH for a period of one year initially (extendable if required till satisfactory completion of work) as a security for ensuring /making good the excavated trench for laying the cables/ducts by proper filling and compaction clearing Debris/loose earth produced due to execution of trenching at least 50 m away from the edge of the right of way. No payment shall be payable by the NHAI to the license for clearing debris/loose earth.	Kanpur Electricity Supply Company Limited, Civil Lines, Kanpur	
4.1	Performance BG as per above is to be obtained	YES	
4.2	Confirmation of BG has been obtained as per NHAI guidelines	YES	
5	Affidavit/undertaking from the application	YES	
5.1	Not to damage to other utility If damaged than pay the losses either to NHAI or to the concerned agency	YES	
5.2	Renewal of Bank Guarantee	YES	
5.3	Confirming all standard condition of NHAI'S guideline	YES	
5.4	Shifting of Electrical supply pipe line as and when required by NHAI at their own cost	YES	
5.5	Shifting due to 6 lanning/wedding of NH	YES	
5.6	Indemnity against all damages and alaims clause (xxiv)	YES	
5.7	Traffic movement during laying of Electrical supply pipe line to be managed by the applicant	YES	
5.8	If any claim is raised by the concessionaire then the same has to be paid by the applicant	YES	
5.9	Prior approval of the NHAI shall be obtained before undertaking any work if installation shifting or repairs or alteration to the showing Electrical supply pipe line	YES	


 प्रबन्धक (तक.)
 भा.रा.रा.प्रा., प.का.इ., कानपुर


 (पुरुषोत्तम लाल चौधरी)
 महाप्रबन्धक (तक.)-सह-परियोजना
 भा.रा.रा.प्रा., प.का.इ., कानपुर

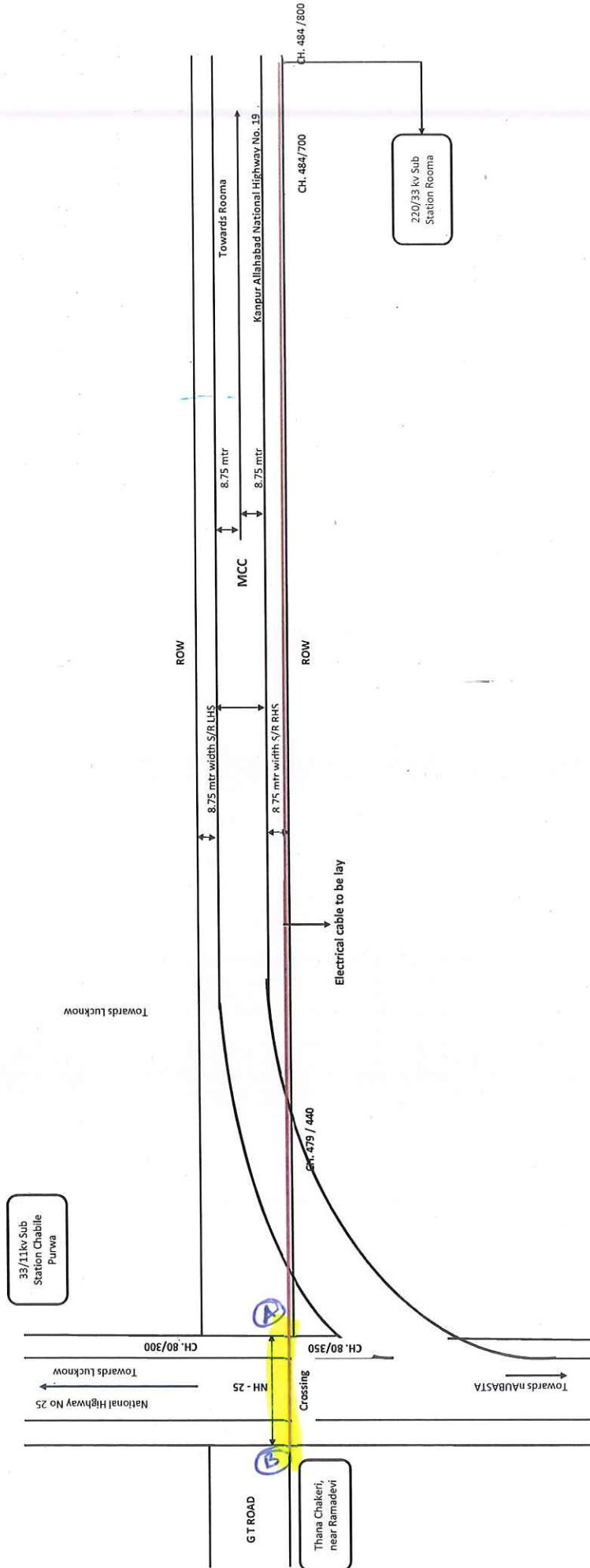
	located in the National Highway rights or ways		
5.1	Expenditure if any incurred by NHAI for repairing any damage caused to the National Highway by the laying maintenance or shifting of the Electrical supply pipe line will be borne by the agency owing the line.	YES	
5.11	If the NHAI considers it necessary in future to move the utility line for any work of improvement or repairs to the road it will be carried out as desired by the NHAI at the cost of the agency owning the utility line within a reasonable time not exceeding 60 days) of the intimation given	YES	
5.12	Certified from the application in the following format	YES	
	i) laying of Electrical supply pipe line will not have any deleterious effects on any of the bridge components and roadway safety for traffic	YES	
	ii) for 6-lanning we do undertake that will relocate service road/ utility at my own cost notwithstanding the permission granted with such time as will be stipulated by NHAI for future six lanning or any other development.	YES	
6	Who will sign the agreement on behalf of Electrical supply pipe line agency?	Assistant Engineer, Kanpur Electricity Supply Company Limited	
7	Certified from the Project Director		
7.1	Certified for confirming of all standard condition issued video ministry circular no. Ministry circular no NH-41 (58)/68 dated 31.02.1969 Ministry Circular NO RW/NH-III/P/66/76 dated 18/19.11.1976 Ministry Circular no RW/NH-1103/1/186-DOI (ii) Dated 28.07.1993 Ministry circular NO RW/NH-34066/2/9/S&R dated 25.10.1999 and Ministry Circular no RW/NH-330231/19/99 dated 17.10.2003	YES	

[Signature]
Assistant Engineer
Electricity Construction Division (KESCO)
R.P.H., Kanpur

भा.

[Signature]
प्रबन्धक (तक.)
भा.रा.रा.प्रा., प.का.इ., कानपुर

[Signature]
(पुरुषोत्तम लाल चौधरी)
महाप्रबन्धक (तक.)-सह-परियोजना
भा.रा.रा.प्रा., प.का.इ., कानपुर



(i) Crossing near Ramadevi Bridge under pass on NH - 25, CH. 80/300 to CH. 80/350

(ii) Along with NH - 19 RHS, CH 479/440 to CH. 484/800

JE (S)

✱

प्रबन्धक (तक.)

भा.रा.रा.प्रा., प.का.इ., कानपुर

(पुष्पवती लाल चौधरी)
महाप्रबन्धक (तक.) सह-परियोजना निदेशक
भा.रा.रा.प्रा., प.का.इ., कानपुर

APCS

Assistant Engineer
Electricity Construction Division (KESCA)
R.P.H., Kanpur